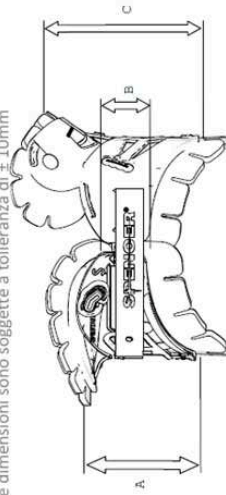


Dati tecnici

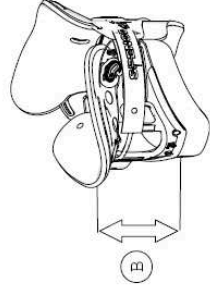
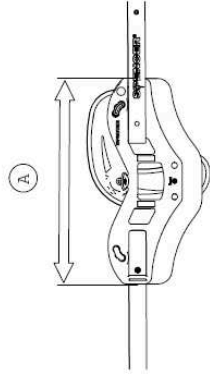
Misura	XXS
Materiali	LDPE, PE
Peso	120 g
Dimensione A	110 mm
Dimensione B	55 mm
Dimensione C	135 mm
Larghezza valva anteriore distesa	245 mm
Larghezza valva posteriore distesa	235 mm

Nota: Tutte le dimensioni sono soggette a tolleranza di ± 10 mm



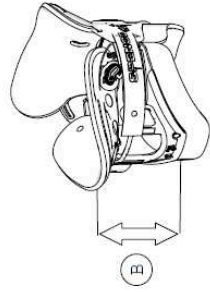
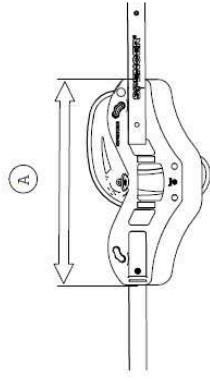
Dati tecnici

Misura	XS
Materiali	LDPE, PE
Peso	115g
Dimensione A	240 mm
Dimensione B	105 mm



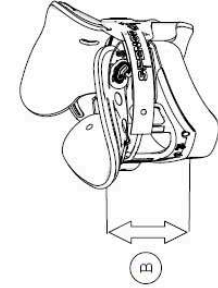
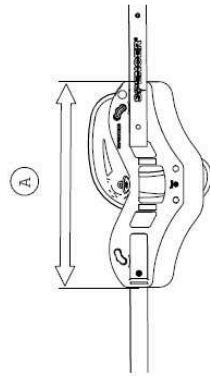
Dati tecnici

Misura	S
Materiali	LDPE, PE
Peso	190 g
Dimensione A	295 mm
Dimensione B	110 mm



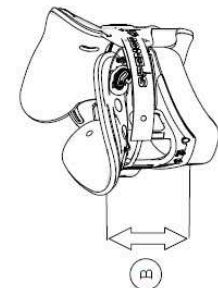
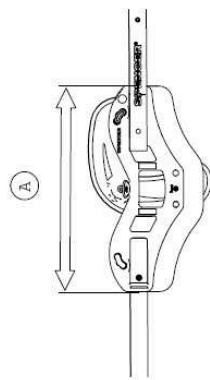
Dati tecnici

Misura	M
Materiali	LDPE, PE
Peso	195 g
Dimensione A	295 mm
Dimensione B	125 mm



Dati tecnici

Misura	L
Materiali	LDPE, PE
Peso	205 g
Dimensione A	335 mm
Dimensione B	130 mm



Dati tecnici

Misura	Stout
Materiali	LDPE, PE
Peso	185 g
Dimensione A	95 mm
Dimensione B	55 mm
Dimensione C	125 mm
Larghezza valva anteriore distesa	355 mm
Larghezza valva posteriore distesa	355 mm

Nota: Tutte le dimensioni sono soggette a tolleranza di ± 10 mm

